



# PostLevellingCollars™

“For A Professional Install”

Distributed by:




## The Problem

- Concreting 9ft vinyl posts is a thing of the past!
- High impact install method that rips up a clients yard
- Costly materials such as concrete and a skid steer
- Labour intensive process to dig holes, mix concrete, set posts and wait to cure
- Labour intensive clean up
- Unforgiving and very difficult to remove
- What happens if a vinyl posts breaks or is not installed level?
- Costly repairs and higher call backs



## The Solution

- No concrete! Drive pipe and use our self-level collars to mount your vinyl posts
- Fastest install method on the market with up to 180ft of fence in one day
- Costs less money than the traditional concrete method
- Save on vinyl with a 6ft post instead of a 9ft
- More accurate than a 2 piece collar design
- Allows for a more forgiving install where adjustments are easy after the fact
- The complete system can be taken apart if need be
- Less frost heave compared to concrete





**TopRailTies™**



“For A Professional Install”

Distributed by:



## The Problem

- Keeper screws put too much stress is on a single point of the post
- Wears against the post over time
- Can cause the vinyl post to possibly crack
- Increased warranty work and call backs
- Weaker overall fence system



## The Solution

- Distributes any stresses around the post instead of one single point
- No wearing against sides of post
- Secures and connects the top rails inside the vinyl post
- Increases the strength of the entire fence system
- Less call backs and happier customers
- Provides a complete and professional job
- Build a stronger fence than your competitors



[www.topnotchfenceco.net](http://www.topnotchfenceco.net)